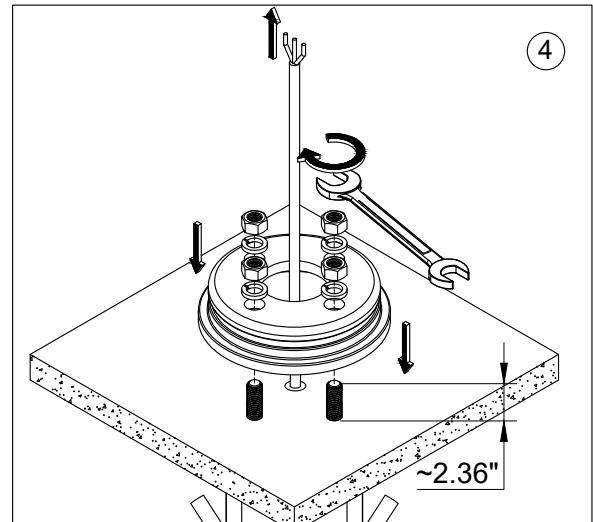
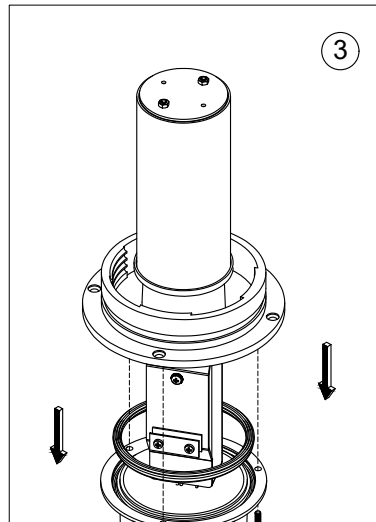
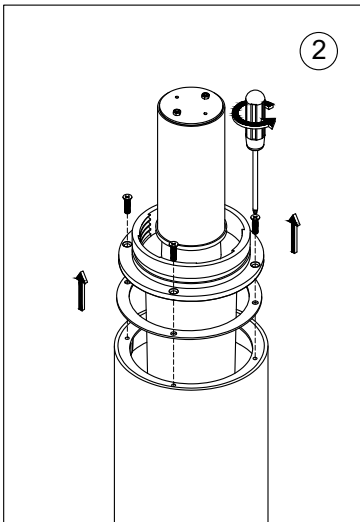
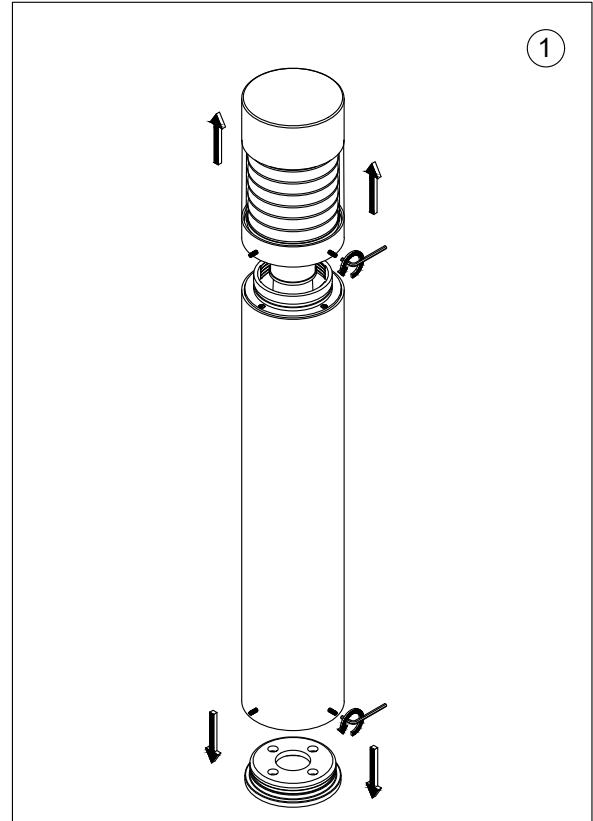
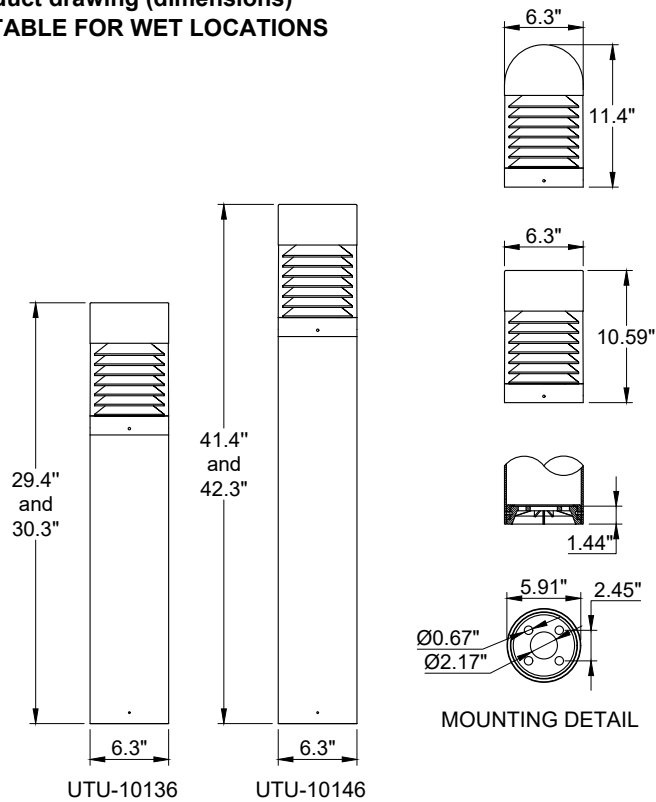


For Installation of Taurus 1 bollard.
Model. UTU-10136, UTU-10146

Product drawing (dimensions)
SUITABLE FOR WET LOCATIONS



Notice to installer :

- 1. WIRING INSTRUCTIONS** Warning : RISK OF FIRE AND ELECTRICAL SHOCK. : FIXTURE MUST BE INSTALLED BY A QUALIFIED ELECTRICIAN ONLY>FIXTURE IS INTENDED FOR INSTALLATION IN ACCORDANCE WITH THE NATIONAL ELECTRICAL CODE, LOCAL AND FEDERAL CODE SPECIFICATIONS. DISCONNECT POWER BEFORE SERVICING.
- 2. This fixture has a VOLTAGE SPECIFIC BALLAST, Check that the supply voltage is the same as the installed ballast voltage.**

Ligman Lighting USA

7144 NE Progress Court, Hillsboro
Oregon, 97124, USA
Tel : 503 645 0500 | Fax : 503 645 8100

www.ligmanlightingusa.com

UTU-10136 04-06-24 REV.2
1/2

FM-TS-13-1/13-05-2563/Rev.6

